

BLADDER CANCER TREATMENT DECISIONS: WHAT'S RIGHT FOR YOU?



Program Resource Guide

Advice for Newly Diagnosed Patients

- Make a list of questions in advance of your office visits.
- Bring a family member or friend to your appointments.
- Consider a second opinion and/or a consult with a bladder cancer specialist.

Bladder Cancer Subtypes

- Transitional cell carcinoma (TCC)
- Squamous cell carcinoma
- Adenocarcinoma
- Small cell bladder cancer (SCBC)
- Sarcomatoid carcinoma

Multidisciplinary Care Team

- Urologist
- Medical oncologist
- Surgeon
- Radiation oncologist

Stages of Bladder Cancer

- **Stage I:** The cancer is growing in the inner lining layer of the bladder only.
- **Stage II:** The cancer is growing into the inner or outer muscle layer of the bladder wall.
- **Stage III:** The cancer has grown beyond the muscle layer and into fatty tissue that surrounds the bladder.
- **Stage IV:** The cancer is growing outside of the pelvic region and has spread to distant sites, such as the lung, liver, or bones. When cancer has spread to other organs, it is considered metastatic cancer.

Glossary Terms

Bacillus Calmette-Guerin (BCG): Intravesical immunotherapy commonly used for treating early-stage bladder cancer. BCG is used to inhibit the cancer's growth and to prevent recurrence.

Biomarker: In reference to the measurement of your blood, body fluids, or tissue in order to assess one's health to determine proper care.

Cystectomy: Surgery to remove the bladder.

Cystoscopy: Using a hollow tube (cystoscope) inserted into the urethra to examine the lining of the bladder.

Immunotherapy: Type of therapy that harnesses one's own immune system to help the body fight cancer, infection, and other diseases.

Metastatic cancer: When cancer has spread from its site of origin to another part of the body.

PD-L1: Receptor expressed on the surface of T cells.

Progression-free survival (PFS): The length of time during and after the treatment of cancer that a patient lives with the disease, but it does not worsen.

Stoma: A surgical opening from the inside the body to the outside.

Urostomy: When the bladder is removed, this is a necessary procedure to allow for the passage of urine.

BLADDER CANCER TREATMENT DECISIONS: WHAT'S RIGHT FOR YOU?

Program Resource Guide

Bladder Cancer Treatment Types	Potential Side Effects of Treatment
<ul style="list-style-type: none"> ▪ Chemotherapy ▪ Immunotherapy ▪ Antibody Drug Conjugate (ADC) <ul style="list-style-type: none"> • Enfortumab vedotin (Padcev) • Sacituzumab govitecan (Trodelvy) ▪ Targeted Therapy <ul style="list-style-type: none"> • FGFR Inhibitor <ul style="list-style-type: none"> - Erdafitinib (Balversa) ▪ Clinical Trials 	<ul style="list-style-type: none"> ▪ Chemotherapy: Nausea, vomiting, peripheral neuropathy, hair loss, and/or low blood counts. ▪ Local therapy such as BCG: Bladder irritation, bladder inflammation, and/or urinary tract infection. ▪ Immunotherapy: Rare and infrequent inflammation of other organs that could be life-threatening. ▪ Antibody drug conjugates (ADC): Neuropathy, hair loss, and/or low blood counts.



Bladder Cancer Resources

Bladder Cancer Advocacy Network (BCAN): bcan.org



Cancer Support Community: cancersupportcommunity.org

National Cancer Institute: cancer.gov

ClinicalTrials.gov

<p>MORE TOOLS FOR EMPOWERMENT</p> <ul style="list-style-type: none"> • Digitally Empowered™ • PEN-Powered Activity Guide • Empowered Blog • Empowered! Podcast  	 <p>The Pro-Active Bladder Cancer Toolkit is brought to you by the Patient Empowerment Network. Funding is provided by an unrestricted educational grant from Astellas and Seagen.</p>
---	--


question@powerfulpatients.org

 @power4patients	 PowerfulPatients.org
---	---